


pollinator area



↑ PLAYGROUND ↑

restorative circle




main entrance



grounding area



listen area




sensory station



NORTH
1/4"=1'-0" SCALE
0 4 8

MINDFUL GARDEN



KATIE HARTMAN
LANDSCAPE ARCHITECTURE